














































































# CUTTING EQUIPMENT GUIDE

MODEL	GRASS	
555FXT/555FX	A6 + 11 12 13	
545FXT/545FX	A3 + 11 13 15	C2 + 15
535FBX	7	
555RXT	A5 + 11 12 13	
553RBX/543RBX/253RJ/243RJ	A4 B2 + 8 9 10 11 13 15	
553RS/543RS/153R	A4 B2 + 8 9 10 11 13 15	
545RXT/545RX/545FR	A2 B4 + 11 12 13 15	C1 + 15
543RBK	8	B2 + 9 10 11 12
535iRXT	A11 + 9 10 18	
535iRX/535iFR	A11 + 9 10	
520iRX	A7 + 16	
520iLX	A7 + 16	
535RXT/535RX/336FR/135R	A4 B2 + 8 9 10 11 13 15	
535RJ	A4 B2 + 8 9 10 11 15	
525RXT/525RX/533RS/524R	A1 B1 + 3 4 5 6 7 14	19
525RJX	A1 B1 + 1 3 5 6 7 14	
525LX	A1 B1 + 1 3 5 6 7 14	19
525LK/524LK	A1 B1 + 3 5 6 7 14	2 3 4 6 14 15 16 18
535LK	B1 + 3 5 6 7 14	2 3 4 14 15 16
325iLK	A12 + 1 3 5 6	2 3 14 15 16 18
336RK	A4 B2 + 8 9 10 11 13 15	8
315iC	A9 + 16	
233RJ	A1 B1 + 1 3 4 5 6 14	
129R/129RJ	B5 + 3	
129LK	B5 + 3	2 3 6 14 15 16
129L	B5 + 3	
129C	A8 + 2	
122LK	B3 + 3	2 3 6 14 15 16
115iL	A10 + 17	

TRIMMER GUARDS	COMBINATION GUARDS	GRASS BLADE GUARDS	SAW BLADE GUARDS	SUPPORT CUPS	KITS
A1 588 54 37-01 	B1 588 11 79-01 	C1 537 28 85-01 	D1 544 04 42-10 200 mm (adapter incl.) 	E1 503 89 01-01 	F1 537 04 85-01 incl. B1 E1 E2 
A2 503 95 43-01 	B2 537 33 16-01 	C2 537 29 74-01 	D2 537 31 09-02 200 mm (adapter incl.) 	E2 503 90 18-02 (20 mm/1") 	
A3 537 29 73-01 	B3 545 03 09-01 	C3 502 46 49-01 	D3 502 30 36-01 200 mm 	E3 502 15 70-02 M12 (20 mm/1") Ballbearing 	F2 587 37 50-01 For blade attachment
A4 537 34 94-03 	B4 544 46 43-01 	C4 590 88 00-01 	D4 574 50 67-02 225 mm 	E4 503 89 01-02 M12 	
A5 544 10 74-02 	B5 580 44 66-06 		D5 501 32 04-02 200 mm (adapter incl.) 		
A6 502 46 50-01 			D6 502 43 55-01 225 mm (adapter incl.) 		
A7 577 01 83-03 					
A8 580 44 66-10 					
A9 577 96 51-02 					
A10 585 33 92-01 					
A11 590 88 01-01 					
A12 597 01 62-01 					

COARSE GRASS		BUSHES AND TREES		HARD SURFACES	
C3 + E2 E3 + 4 5 6		D3 + 8	D4 + 9		
C2 + E2 E3 + 3 4 6		D3 + 8	D4 + 9		
		1 5 17			
C3 + E2 E3 + 4 5 6		D6 + 9			
B2 + E4 + 3 4 6 7					
B2 + E4 + 3 4 6 7					
C1 B4 + E2 E3 + 3 4 6		D2 + 8			
9	B2 + E4 + 2 3 4 6				
C4 + E4 + 2 3 4 6		D5 + 7			
C4 + E4 + 2 3 4 6		D5 + 7			
2 3					
F2 + 2 3					
B2 + E4 + 2 3 4 6		D5 + 8			
B2 + E4 + 2 3 4					
B1 + E1 + 1 2 3		D1 + 8			
B1 + E1 + 2					
F1					
12		1 5		11 13 17	
12		1 5		11 13 17	
12		1 17		11 13	
9	B2 + E4 + 2 3 5 6	10			
B1 + E1 + 2 3					
B5 + E1 + 2					
12		1 5		11 13	
		5		11 13	

CUTTING EQUIPMENTS				ATTACHMENTS							
1	578 44 82-01 Alloy 	(Fixed)	10	578 44 66-01 T35X M12 	(Semiauto)	1	578 44 40-01 Grass 255-8 (1") 	1	537 18 33-23 PA 1100 	11	967 28 64-01 BA 101 
2	578 44 60-01 T25 (R) 	(Semiauto)	11	578 44 68-01 T45X M12 	(Semiauto)	2	578 44 37-01 Grass 255-4 (1") 	2	967 29 44-01 SR 600-2 	12	967 18 59-01 BCA 850-24 
3	578 44 61-01 T25 	(Semiauto)	12	578 44 70-01 T55X M12 	(Semiauto)	3	578 44 49-01 Multi 255-3 (1") 	3	967 92 56-04 ESA 850 	13	967 29 67-01 BR 600 
4	578 44 74-01 S35 M10 	(Manual)	13	578 44 78-01 S11 M12 	(Manual)	4	578 44 47-01 Multi 275-4 (1") 	4	967 92 55-04 ECA 850 	14	967 29 69-01 DT 600 
5	578 44 63-01 T35 M10 	(Semiauto)	14	578 44 91-01 TriCut M10 		5	578 44 44-01 Multi 350-3 (1") 	5	967 29 71-01 EX 780 	15	967 29 42-01 CA 230 
6	578 44 65-01 T35X M10 	(Semiauto)	15	578 44 93-01 TriCut M12 		6	578 44 45-01 Multi 300-3 (1") 	6	537 35 35-01 TA 850 	16	579 44 35-01 Second blade set, fits CA 230 
7	578 44 71-01 Superauto II M10 (1") 		16	579 29 40-03 T25B M10 	(Semiauto)	7	578 44 51-01 Multi 330-2 (1") 	7	967 30 08-01 TA 1100 	17	967 68 30-01 PAX1100 
8	578 44 76-01 S35 M12 	(Manual)	17	589 87 32-01 T25B M8 	(Semiauto)	8	597 46 82-01 Scarlett 200-22 (1") 	8	967 11 31-01 GTA 850-28 	18	967 90 85-01 RA 850 
9	578 44 64-01 T35 M12 	(Semiauto)	18	594 72 70-01 E35B 	(ErgoFeed™)	9	597 46 89-01 Scarlett 225-24 (1") 	9	967 02 67-01 BCA 850-28 	19	967 90 86-01 RA-V 
								10	967 02 69-01 CSA 850-28 